AQ-R

FROM 75 TO 500 LITERS

A range of air-source heat pumps for Domestic Hot Water (DHW) production. They harness thermal energy from the ambient air to heat water efficiently, reducing energy consumption compared to other conventional systems.

A compact, self-contained and easy to install solution, designed to meet the hot water needs of the home.

efi

EASY INSTALLATION

HYDRAULIC CONNECTIONS

QUIET HEAT PUMP

R513A

REFRIGERANT GAS

CHARACTERISTICS

SAVING:
Up to 80% compared to conventional Domestic Hot Water production systems.

QUALITY:
Advanced control, thick insulation, stainless steel tank with a titanium anode to prevent corrosion.

ADAPTABILITY:
Suitable for installation in newly built homes or renovation of electric water heaters or gas boilers.

AVAILABLE IN VARIOUS CAPACITIES:
From 75 to 500 liters. It guarantees minimal heat loss thanks to reinforced insulation.

CONTROLLER FUNCTIONS

- PHOTOVOLTAIC CONNECTION
- DEFROST
- TOUCH SCREEN
- AUTOMATIC ANTI-LEGIONELLA CYCLE
- ECO MODE (Exclusive heat pump operation)
- COMFORT MODE (Mixed resistance operation - Heat pump)

INSTALLATION MODES

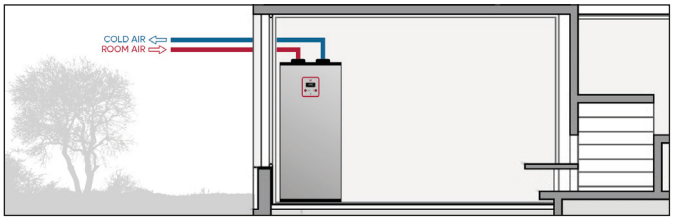

DOUBLE EXTERNAL CONNECTION
The system utilises energy from the outside air and expels the cooled air back outside. To ensure correct operation and compliance with the CTE, it is necessary to channel both the air intake to the unit and the air outlet to the outside.

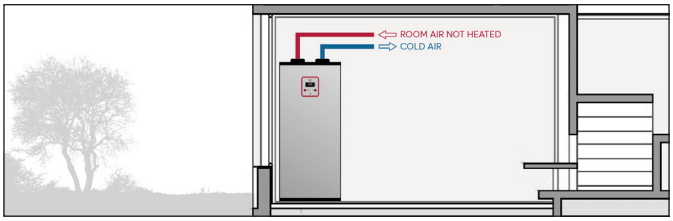

DOUBLE INTERNAL CONNECTION
The system utilises energy from the air inside the home that originates from an unheated area, the size and ventilation conditions of which allow it to be used as an energy source. The cold air is then discharged back into that same area or into another area that meets the appropriate conditions.

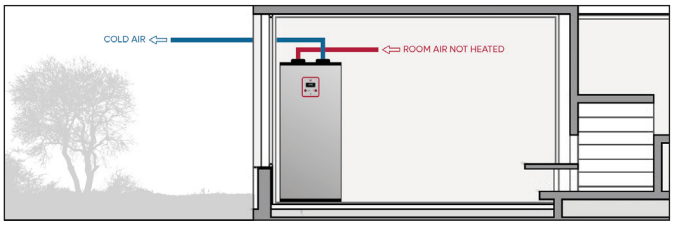

EXTERNAL-INTERNAL CONNECTION.
The system utilises energy from the air inside the home that comes from an unheated area, whilst the air is expelled to the outside via a duct.

TECHNICAL DATA

Model	AQ-R	75	110	130	150*	160	180	200	250	300	500
Capacity	Liters	75	110	130	150*	160	180	200	250	300	500
Format*	-	W/S	W/S	W/S	W/S	S	S	S	S	S	S
Nominal power DHW (14ºC)**	W	1694	1694	1717	1720	1720	1717	1719	1838	1842	3472
Nominal consumption (14ºC)**	W	469	470	473	469	469	473	470	495	511	942
SCOP DHW (14ºC)**	-	3,60	3,60	3,63	3,67	3,67	3,63	3,66	3,71	3,78	3,72
Thermal energy support system	W	1500	1500	1500	1500	1500	1500	1500	1500	1500	3000
Maximum thermal power	W	3500	3500	3500	3500	3500	3500	3500	3500	3500	7000
Maximum consumption	W	2160	2160	2160	2160	2160	2160	2160	2160	2160	4280
Electrical power supply	V/Ph/Hz	230/1/50	230/1/50	230/1/50	230/1/50	230/1/50	230/1/50	230/1/50	230/1/50	230/1/50	230/1/50
Air pressure	Pa	65	65	65	65	65	65	65	65	65	65
Air flow range	m³/h	200-300	200-300	200-300	200-300	200-300	200-300	200-300	200-300	200-300	300-400
Hydraulic connections***	Inches	F 3/4-3/4	F 3/4-3/4	F 3/4-3/4	F 3/4-3/4	M 3/4-3/4	F 3/4-3/4	M 3/4-3/4	M 3/4-3/4	M 3/4-3/4	F 11/4-11/4
Condensate outlet	Inches	1/2	1/2	1/2	1/2	1/2	1/2	1/2	1/2	1/2	1/2
Air duct diameter	mm	120-120	120-120	120-120	120-120	120-120	120-120	120-120	120-120	120-120	120-120
Sound power****	dBA	<30	<30	<30	<30	<30	<30	<30	<30	<30	<40
Heat losses	W/mºC	0,889	0,889	0,889	0,889	0.864	0,889	0.864	0.864	0.864	0.933
Insulation thickness range	mm	50-80	50-80	50-80	50-80	50-80	50-80	50-80	50-80	50-80	50-80
Height*****	mm	1025	1145	1407	1545	1305	1932	1477	1785	2033	2033
Depth	mm	495	495	495	495	550	495	550	550	550	780
Width	mm	450	450	450	450	601	450	601	601	601	710
Approximate Weight (Empty)	Kg	75	82,5	90,5	83,5	94	97,5	97	107,5	118,5	165
Energy class	-	A+	A+	A+	A+	A+	A+	A+	A+	A+	A+
Refrigerant	-	R513a	R513a	R513a	R513a	R513a	R513a	R513a	R513a	R513a	R513a
Extraction cycle	-	M	M	M	L	L	L	L	XL	XL	XXL

** Format W (Wall-Hung) S (Standing)*
** 150 Available in XL format: (Height = 1200 x Depth = 557 x Width = 601 cm)*
*** Data expressed for a heating temperature of 55ºC and cold water temperature of 10ºC according to the UNE-EN16147 standard*
*** SCOP according to the climatic zone.*
**** M (Connection input and output hydraulics of the unit in connection Male)*
**** F (Connection input and output hydraulics of the unit in connection Female)*
***** Sound power measured at a distance of 2 meters.*
****** The height of the unit includes the 25mm that measures the air inlet and outlet.*

TANK

Material	-	Stainless steel
Maximum working pressure	bar	6
Isolation	-	Polyurethane foam
Medium heat transmission	W/mºC	0,025

CONDITIONS

Heat pump mode maximum temperature*	-	60 (55)
Maximum temperature with electrical support	°C	70
Minimum air temperature	°C	-5
Maximum air temperature	°C	42

** Heat pump factory set at 55ºC.*

HEAT PUMP VIEWS (200L)

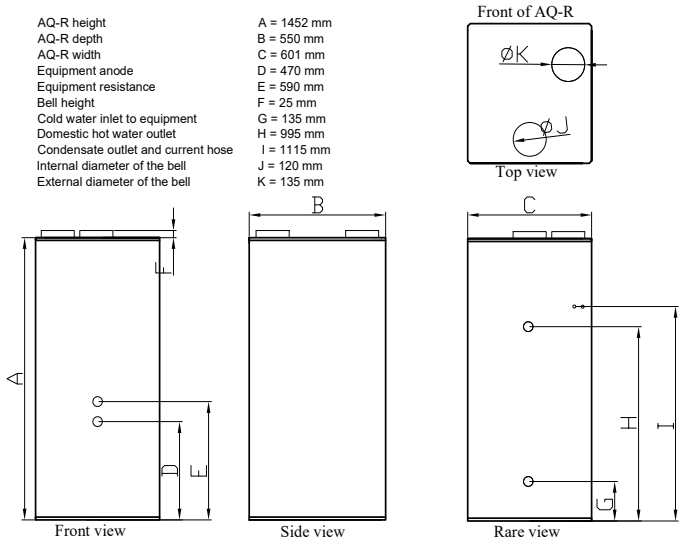

NOTE: Views corresponding to an AQ-R 200 liters model

ADVANTAGE

- Immersion heater
- Titanium anode to prevent corrosion
- Safety valve
- Minimum noise level (standard sound insulation)
- Auto-Legionella Cycle
- Alarm indicators
- Available with a smart controller (TST) and a control APP (EFI SmartApp)

OPTIONAL

Coils: Solar (1.2 m2) | Boiler (0.6 m2) | Double (1.2+0.6 m2)

AVAILABLE CAPACITIES

75 | 110 | 130 | 160 | 150 | 150XL | 180 | 200 | 250 | 300 | 500

© Eficiencia Futuro Ingeniería SL - All rights reserved. | 2026 Edition